



CROCCANTE
— 20X20 —

ARCANA
CERAMICA

CROCCANTE

COLLECTION


— 20X20 —

THE SEARCH FOR DELICACY AND HARMONY IN ONE OF THE MOST TRENDING DECORATIVE TYPOLOGIES HAS GUIDED ARCANA CERÁMICA WHEN DEVELOPING ITS CROCCANTE COLLECTION. IT HAS LED THEM TO EXPLORE A DECORATIVE COHERENCE WHERE THE SMALL DETAILS MAKE THE 20X20 CM CROCCANTE PORCELAIN TILE SERIES, A VARIED, UNIQUE AND INSEPARABLE WHOLE. THEIR SUBTLE GRAPHIC AND CHROMATIC NUANCES CREATE A SOFT AESTHETIC UNITY FOR WARM SPACES WITH A SENSITIVE, CHEERFUL AND WELCOMING PERSONALITY.


ARCANA
CERÁMICA

CROCCANTE

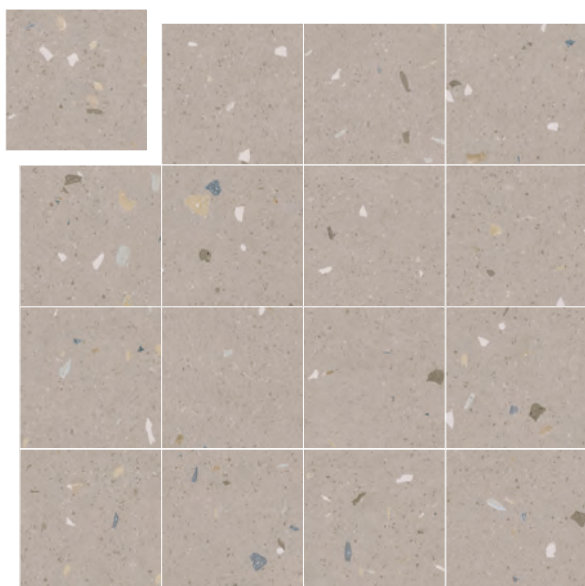
20X20




CROCCANTE TUTTI FRUTTI




CROCCANTE SÉSAMO




CROCCANTE AVELLANA



CROCCANTE NUEZ




CROCCANTE MENTA




CROCCANTE ARÁNDANO

CROCCANTE


20X20




GRANOLA SÉSAMO




GRANOLA NUEZ



GRANOLA AVELLANA



GRANOLA ARÁNDANO




GRANOLA MENTA




- THIS REFERENCE IS COMPOSED OF THREE DESIGNS IN DIFFERENT COLOURS
- THIS REFERENCE INCLUDES PIECES OF THE BASE TILE, WHICH ARE SERVED IN THE SAME BOX

CROCCANTE


20X20




ECLAIR SÉSAMO




ECLAIR NUEZ



ECLAIR AVELLANA



ECLAIR ARÁNDANO



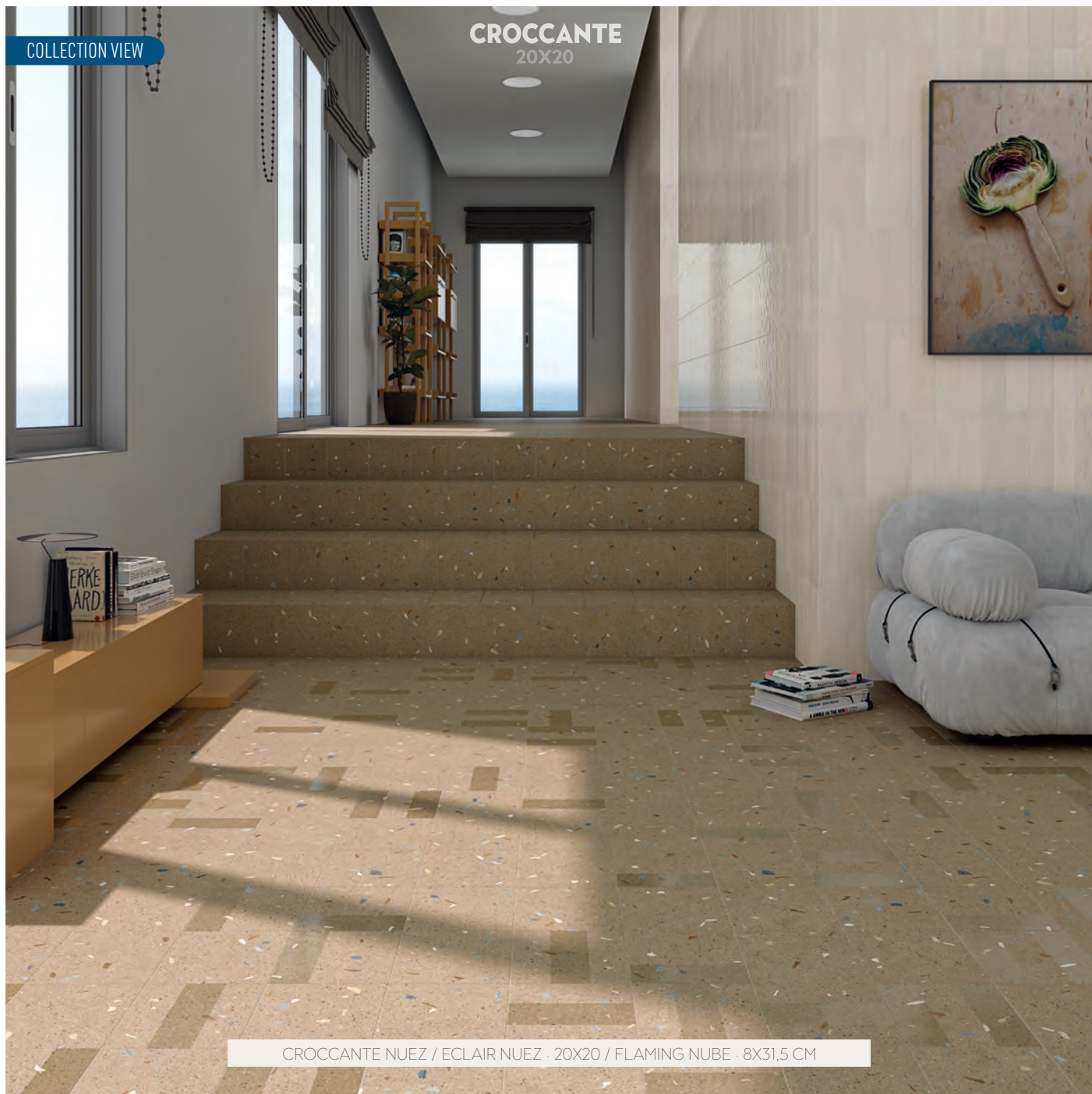
ECLAIR MENTA



- THIS REFERENCE IS COMPOSED OF THREE DESIGNS IN DIFFERENT COLOURS
- THIS REFERENCE INCLUDES PIECES OF THE BASE TILE, WHICH ARE SERVED IN THE SAME BOX
- THIS MODEL HAS A SPECIAL GLAZED FINISH

COLLECTION VIEW

CROCCANTE
20X20



CROCCANTE NUEZ / ECLAIR NUEZ - 20X20 / FLAMING NUBE - 8X31,5 CM


ARCANA
CERAMICA

COLLECTION VIEW

GRANOLA AVELLANA / CROCCANTE TUTTI FRUTTI · 20X20 CM / FLAMING TAUPE · 8X31,5 CM

CROCCANTE

20X20



ZEPPOLE MULTICOLOR



**THIS REFERENCE IS COMPOSED BY
DIFFERENT DESIGNS COMING IN THE SAME BOX**


ARCANA
CERAMICA



ZEPPOLE MULTICOLOR · 20X20 CM / TOPPING-R TUTTI FRUTTI · 32X99 CM

CROCCANTE

20X20



BARCETTO MULTICOLOR



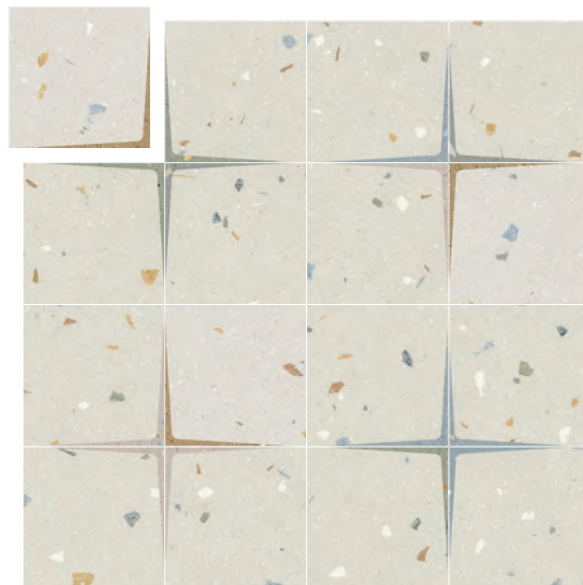
- THIS REFERENCE IS COMPOSED BY DIFFERENT DESIGNS COMING IN THE SAME BOX
- THIS REFERENCE INCLUDES PIECES OF THE BASE TILE, WHICH ARE SERVED IN THE SAME BOX

ARCANA
CERAMICA

BARCETTO MULTICOLOR · 20X20 CM / TOPPING-R TUTTI FRUTTI · 32X99 CM

CROCCANTE

20X20



MERINGA MULTICOLOR



· THIS REFERENCE IS COMPOSED BY
DIFFERENT DESIGNS COMING IN THE SAME BOX

ARCANA
CERAMICA



MERINGA MULTICOLOR / CROCCANTE TUTTI FRUTTI / CROCCANTE NUEZ - 20X20 CM

CROCCANTE
20X20



PASTIERA GRAFITO

ARCANA
CERAMICA

COLLECTION VIEW

PASTIERA GRAFITO - 20X20 CM

CROCCANTE

20X20




CANNOLI GRAFITO

ARCANA
CERAMICA

CANNOLI GRAFITO / CROCCANTE TUTTI FRUTTI · 20X20 CM / TOPPING-R TUTTI FRUTTI · 32X99 CM



CROCCANTE
TUTTI FRUTTI
R. 060




CROCCANTE
SÉSAMO
R. 060




CROCCANTE
AVELLANA
R. 060



CROCCANTE
NUEZ
R. 060



PASTIERA
GRAFITO
R. 060




(2)
(*) GRANOLA
SÉSAMO
R. 060



(2)
(*) GRANOLA
AVELLANA
R. 060




(2)
(*) GRANOLA
NUEZ
R. 060



CANNOLI
GRAFITO
R. 060



(2)
(3)
(*) ECLAIR
SÉSAMO
R. 033



(2)
(3)
(*) ECLAIR
AVELLANA
R. 033




(2)
(3)
(*) ECLAIR
NUEZ
R. 033

(1) THIS REFERENCE IS COMPOSED BY DIFFERENT DESIGNS COMING IN THE SAME BOX

(2) THIS REFERENCE IS COMPOSED OF THREE DESIGNS IN DIFFERENT COLOURS



**CROCCANTE
MENTA**
R. 060



**CROCCANTE
ARÁNDANO**
R. 060



**(1) MERINGA
MULTICOLOR**
R. 060



**(2) GRANOLA
MENTA**
R. 060



**(2) GRANOLA
ARÁNDANO**
R. 060



**(1) ZEPPOLE
MULTICOLOR**
R. 060



**(2) ECLAIR
MENTA**
R. 033



**(2) ECLAIR
ARÁNDANO**
R. 033





**(1) BARCHETTO
MULTICOLOR**
R. 060

(3) THIS MODEL HAS A SPECIAL GLAZED FINISH

(*) THIS REFERENCE INCLUDES PIECES OF THE BASE TILE, WHICH ARE SERVED IN THE SAME BOX

PACKING LIST

CROCCANTE								
	PIECES / BOX	M ² / BOX	ML / BOX	KG / BOX	BOX / PALLET	M ² / PALLET	ML / PALLET	KG / PALLET
20X20 CM / 7,9"X7,9"	25	1		18	80	80		140

FIXING AND MAINTENANCE

IMPORTANT NOTE

Technical specifications are only valid for those products classified as first choice. Consequently, any failure to conform to such standards with respect to all other commercial types shall not be considered as grounds for complaint. ARCANIA CERAMICA S.A. does not accept any claim of responsibility for tiles that have not been fixed and/or maintained following the manufacturer's recommendations.

PORCELAIN TILE

Characteristics:

Product with very low water absorption, high mechanical performance, chemical and frost resistance. It is suitable whether for using on interior or exterior floors of residential and commercial buildings. Special pieces normally employed are skirting tile, staircase step and gradone.

FIXING

- Ensure that the size, shade, colour and quality of the material is that of what was expected.
- Mix pieces from several boxes to achieve a uniformed mixture.
- If the material is porcelain, there is no need to submerge the tile in water as there is no absorption.
- The surface to be tiled on must be flat, rigid, absorbent, textured, cohesive, dry and clean of dust and dirt.
- Any additional layers such as water proofing, levellers, sound proofing, under floor heating must be taken into account when choosing the correct adhesive.
- Recommended adhesives for porcelain tiles are those with C1 or C2 (UNE-EN 12004) features with a high adherence, indeformable, and high resistance to water. Adhesives for products with low or zero absorption.
- The adhesives used for wall tiles should be selected according to the substructure and the external environment of where it is being used. Wall tiles that are absorbent can be fixed by all different tile fixing methods.
- We recommend the Thin Layer Method of tile installation. The C1 or C2 adhesive should be spread uniformly with a metal trowel that is suited to the tile size. With the Single Thin Layer Method, adhesive is only applied to the surface of where the tile is to be fixed. With the Double Thin Layer Method, adhesive must be applied to both the rear side of the tile as well as the surface of where the tile is to be fixed. This method is recommended for tiles that are greater than 40x40cm, in areas of high pedestrian traffic, façades, in exteriors and always when fixing porcelain tiles.
- Read and follow the instructions of the adhesive manufacturer with regards to amount of water needed to mix the adhesive and time in which it must be used.
- Use a trowel with uniform teeth.
- Do not fix under any circumstances using the Dot and Dab Method of fixing. It is highly important that a uniform spread of adhesive is used over the entire tile. It is also recommended to use guides or spacers between the tiles (spacers of 1.5mm to 5mm are available on the market) which can be used to facilitate the uniform separation of the tiles.
- Tile fixing or grouting should not be carried out when temperatures are below 5°C and caution has to be followed when temperatures are above 30°C due to the fast drying times of the adhesive.
- Do not walk on floor tiles during the drying time of the adhesive. It is recommended to wait for at least 48-72 hours before walking or applying any weight on the tiles.

Clean and vacuum the spaces between the tiles before grouting.

- Interlocked laying (maximum 15%)
- Strict observance of the 1.5mm minimum joint between floor tiles is essential, with a wider joint being recommended for medium and large formats, thus allowing absorption of the differential pressure produced in the multi-layer floor/adhesive/tile system.

MAINTENANCE

During fixing:

Once the tiles have been fixed, it will be necessary to provide adequate protection against possible damage during subsequent building work, covering them with cardboard, thick plastic or a layer of sawdust.

Cleaning after fixing:

Residues remaining after work completion can be easily removed with a commercial detergent or an acid-based one, always considering the chemical resistance indicated by the manufacturer.

When using cleaning products the following general considerations should be taken into account:

- Acid cleaning should never be carried out on recently laid floor tiles. The reaction of the acid with the unset cement may damage the joints or deposit insoluble compounds on the surface.
- It is recommended to soak the surface with clean water before using any chemical agent. This prevents the grouts from absorbing these agents. Clean the surface with water immediately after the treatment to remove any remain of the chemical products.
- Trowels and abrasive scourers must not be used. The use of sponges is strongly recommended, especially natural ones.
- The fixing by a professional tiler is highly recommended for getting the best performance.

Routine care:

Daily cleaning of stoneware tiles is particularly simple, it only requires clean water to which an alkaline base cleaner may be added.

The use of waxes, oils or similar products is not recommended since the non-porous glazed surface prevents from a correct application.

It may occasionally occur that stains are not fully removed with a commercial detergent, making necessary to use solvents or specific cleaning agents. It is recommended to firstly check the chemical resistance of the tile and, as an extra precaution, test in a clean, spare tile or in non-visible area.

Important:

Hand-painted ceramic wall tiles or complementary pieces on third and fourth firing must be treated with extreme care during both the fixing and subsequent cleaning, as well as during ordinary routine cleaning. The use of pure or diluted acids, detergents or other corrosive products will seriously harm their original look.

THICKNESS

CROCCANTE	BIA ANNEX G	PORCELAIN TILE
SINGLE-FIRING		
20X20 CM / 7,9"X7,9"		
8		

TECHNICAL DATA

TECHNICAL CHARACTERISTICS	BIA ANEXO G	REFERENCE STANDARD
MANUFACTURE PROCESS	SINGLE-FIRING	DRY PRESSED CERAMIC TILE
LENGTH, WIDTH, THICKNESS, SIDE STRAIGHTNESS, ORTHOGONALITY, FLATNESS.	CONFORMS TO THE REQUISITES APPLICABLE TO EACH MODEL AS DEFINED IN STANDARD UNE-EN 14411	UNE EN ISO 10545 PART 2
WATER ABSORPTION	E < 0,5 %	UNE EN ISO 10545 PART 3
FLEXION RESISTANCE N/SQ. MM. AND BREAKING STRENGTH	>35 >1300	UNE EN ISO 10545 PART 4
RESISTANCE TO SURFACE ABRASION (GLAZED TILES)	PLEASE CHECK FOR EACH ITEM	UNE EN ISO 10545 PART 7
SLIP RESISTANCE	PLEASE CHECK FOR EACH ITEM	DIN/DCOF/BS TEST METHOD
LINEAL THERMIC DILATATION	< 9*10 ⁻⁶ /° C	UNE EN ISO 10545 PART 8
THERMIC IMPACT RESISTANCE	IT STANDS THE TEST	UNE EN ISO 10545 PART 9
EXPANSION DUE TO MOISTURE	●	UNE EN ISO 10545 PART 10 / PARTE 10
CRACKING RESISTANCE	IT STANDS THE TEST	UNE EN ISO 10545 PART 11
FROST RESISTANCE	IT STANDS THE TEST	UNE EN ISO 10545 PART 12 / PARTE 12
CHEMICAL RESISTANCE DOMESTIC CLEANING PRODUCTS SWIMMING POOL SALT ACIDS AND BASES (LOW CONCENTRATION)	TYPE GA TYPE GA MINIMUM TYPE GLB	UNE EN ISO 10545 PART 13
STAINS RESISTANCE	MINIMUM TYPE 4	UNE EN ISO 10545 PART 14

CROCCANTE

C O L L E C T I O N



ARCANA CERAMICA S.A.

RESERVES THE RIGHT TO DELETE AND AMEND, EITHER TOTALLY OR PARTIALLY,
ANY OF THE STYLES, COLOURS, SHADE, SIZES, REFERENCES AND OTHER TECHNICAL
SPECIFICATIONS CONTAINED IN THIS CATALOGUE WITHOUT PRIOR NOTICE.
THE TOTAL OR PARTIAL REPRODUCTION OF THIS CATALOGUE WITHOUT PRIOR WRITTEN
AUTHORIZATION FROM ARCANA CERAMICA, S.A. IS STRICTLY PROHIBITED.
THE COLOURS SHOWN IN THIS CATALOGUE ARE FOR GUIDANCE ONLY.

WWW.ARCANATILES.COM





BIM BUILDING
INFORMATION
MODELING



ARCANA CERÁMICA S.A.

Ctra. Castellón km. 23,6 · 12110 ALCORA (Castellón - Spain)

Tel.: (+34) 964 36 70 22 · Fax: (+34) 964 36 70 30

arcana@arcanatiles.com · www.arcanatiles.com