


Duplo
Useful Strength



Colorker®

Time to inspire♦




DUPLO

SP Duplo añade las ventajas de sus 20 mm de espesor a las propiedades del mejor porcelánico. Además de su gran resistencia, que lo hace inalterable a la intemperie, el gran espesor de Duplo permite múltiples opciones de colocación, convirtiéndolo en una versátil solución todo terreno. Y todo ello sin renunciar al estilo de tu casa. Con Duplo podrás armonizar el interior y el exterior de tu vivienda.

EN Duplo combines the advantages of 20mm thickness with the properties of the best porcelain. In addition to being highly resistant, making it weather-proof, the large thickness of Duplo means it can be applied in numerous different ways. This makes it possible to fit the tiles in numerous different ways, transforming it into a versatile all-terrain solution. Moreover, all of these benefits are provided without detracting from the style of your house. Duplo can be used to harmonize your home's interior and exterior spaces.

DUPLO
THICKNESS
**20
mm**



INDEX

- 7 CODE 62
- 13 COTTAGE
- 17 HAMILTON
- 19 HORIZON
- 23 KAINOS
- 27 MADISON
- 31 NOMADE
- 33 SOLID
- 37 UNIVERSE
- 41 ZEN STONE
- 44 CONSEJOS DE COLOCACIÓN
Advise of laying
- 46 PESOS Y MEDIDAS
Packing list
- 47 CARACTERÍSTICAS TÉCNICAS
Technical features





CODE 62



ESPOSOR
Thickness

20

DESILIZAMIENTO
Coefficient of friction

R11 / C / CLASE 3

VARIACIÓN CROMÁTICA
Colour variation





MEDIA
Moderate

VARIACIÓN GRÁFICA
Graphic variation



ALTA
Strong

 Code 62 Bone Duplo 60 x 60^R

 Code 62 Bone Duplo 60 x 60^R



Noce



60 x 60^R Duplo Grip / 23,6" x 23,6" 222454 | M83

Bone




60 x 60^R Duplo Grip / 23,6" x 23,6" 222453 | M83

Moon



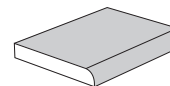
60 x 60^R Duplo Grip / 23,6" x 23,6" 222456 | M83

Dark

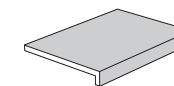


60 x 60^R Duplo Grip / 23,6" x 23,6" 222455 | M83

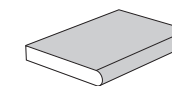
PIEZAS ESPECIALES / SPECIAL PIECES



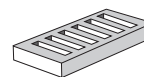
PELDAÑO ROMO
30 x 60 / 11,8" x 23,6" | P47



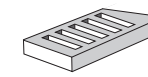
PELDAÑO INTEGRAL
30 x 60 / 11,8" x 23,6" | P75



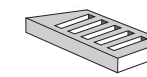
PELDAÑO REDONDO
30 x 60 / 11,8" x 23,6" | P47



REJILLA
14,9x60 / 5,87" x 23,6" | P76




REJILLA TRAP. IZ
14,9x59,2 / 5,87" x 23,3" | P76



REJILLA TRAP. DC
14,9x59,2 / 5,87" x 23,3" | P76



 Code 62 Moon Duplo 60 x 60^R




 Code 62 Sand Duplo 60 x 60^h

 Code 62 Sand Duplo 60 x 60^h



Cottage Terracota Duplo 60 x 60^R

COTTAGE



ESPOSOR
Thickness

20

DESPLAZAMIENTO
Coefficient of friction

R11 / C / CLASE 3

VARIACIÓN CROMÁTICA
Colour variation



MEDIA
Moderate

VARIACIÓN GRÁFICA
Graphic variation



MEDIA
Moderate




Terracota



60 x 60^R Duplo Grip + / 23,6" x 23,6" 222473 | M83

Bone



60 x 60^R Duplo Grip + / 23,6" x 23,6" 222470 | M83

Grey



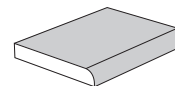
60 x 60^R Duplo Grip + / 23,6" x 23,6" 222471 | M83

Shadow

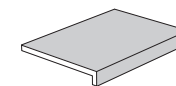


60 x 60^R Duplo Grip + / 23,6" x 23,6" 222472 | M83

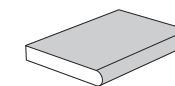
PIEZAS ESPECIALES / SPECIAL PIECES



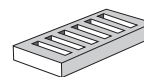
PELDAÑO ROMO
30 x 60 / 11,8" x 23,6" | P47



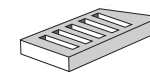
PELDAÑO INTEGRAL
30 x 60 / 11,8" x 23,6" | P75



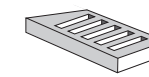
PELDAÑO REDONDO
30 x 60 / 11,8" x 23,6" | P47



REJILLA
14,9x60 / 5,87" x 23,6" | P76



REJILLA TRAP. IZ
14,9x59,2 / 5,87" x 23,3" | P76



REJILLA TRAP. DC
14,9x59,2 / 5,87" x 23,3" | P76





HAMILTON

NEW



ESPEJOR
Thickness

20

DESLIZAMIENTO
Coefficient of friction

R11 / CLASE 3

VARIACIÓN CROMÁTICA
Colour variation



MEDIA
Moderate

VARIACIÓN GRÁFICA
Graphic variation



MEDIA
Moderate

 Hamilton Ash Duplo Grip + 30 x 120




Maple



30 x 120 Duplo Grip + / 11,8" x 47,24"

223977 | M86


Natural



30 x 120 Duplo Grip + / 11,8" x 47,24"

223976 | M86

Camel



30 x 120 Duplo Grip + / 11,8" x 47,24"

224161 | M86

Ash




30 x 120 Duplo Grip + / 11,8" x 47,24"

224160 | M86



HORIZON

NEW



ESPESOR
Thickness

20

DESLIZAMIENTO
Coefficient of friction

R11 / C / CLASE 3

VARIACIÓN CROMÁTICA
Colour variation



LEVE
Slight

VARIACIÓN GRÁFICA
Graphic variation



LEVE
Slight

Horizon Light Duplo 60 x 120^R



White



60 x 120^R Duplo Grip + / 23,6" x 47,2"

224637 | M87

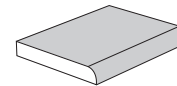
Cream



60 x 120^R Duplo Grip + / 23,6" x 47,2"

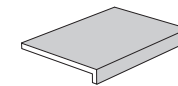
224256 | M87

PIEZAS ESPECIALES / SPECIAL PIECES



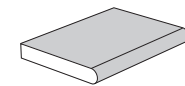
PELDAÑO ROMO

30 x 60 / 11,8" x 23,6" | P47



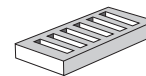
PELDAÑO INTEGRAL

30 x 60 / 11,8" x 23,6" | P75



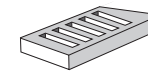
PELDAÑO REDONDO

30 x 60 / 11,8" x 23,6" | P47



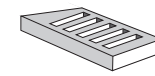
REJILLA

14,9x60 / 5,87" x 23,6" | P76



REJILLA TRAP. IZ

14,9x59,2 / 5,87" x 23,3" | P76



REJILLA TRAP. DC


14,9x59,2 / 5,87" x 23,3" | P76



Horizon White Duplo 60 x 120^R




Light



60 x 120^R Duplo Grip + / 23,6" x 47,2"

224258 | M87

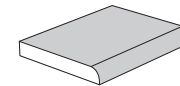
Dark



60 x 120^R Duplo Grip + / 23,6" x 47,2"

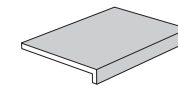
224257 | M87

PIEZAS ESPECIALES / SPECIAL PIECES



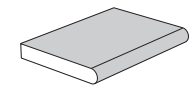
PELDAÑO ROMO

30 x 60 / 11,8" x 23,6" | P47



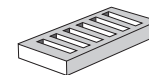
PELDAÑO INTEGRAL

30 x 60 / 11,8" x 23,6" | P75



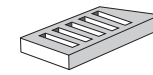
PELDAÑO REDONDO

30 x 60 / 11,8" x 23,6" | P47



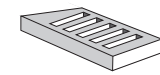
REJILLA

14,9x60 / 5,87" x 23,6" | P76



REJILLA TRAP. IZ

14,9x59,2 / 5,87" x 23,3" | P76



REJILLA TRAP. DC

14,9x59,2 / 5,87" x 23,3" | P76



 Kainos Estratos Grey 59,5 x 119,2²

 Kainos Grey Duplo 60 x 60²

KAINOS



ESPOSOR
Thickness

20

DESILIZAMIENTO
Coefficient of friction

R11 / C / CLASE 3

VARIACIÓN CROMÁTICA
Colour variation



MEDIA
Moderate

VARIACIÓN GRÁFICA
Graphic variation



MEDIA
Moderate



Bone




60 x 60² Duplo Grip + / 23,6" x 23,6" 222469 | M83

Grey



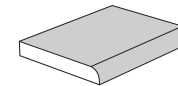
60 x 60² Duplo Grip + / 23,6" x 23,6" 222467 | M83

Shadow

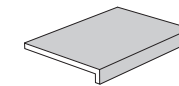


60 x 60² Duplo Grip + / 23,6" x 23,6" 222468 | M83

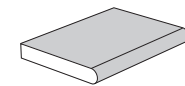
PIEZAS ESPECIALES / SPECIAL PIECES



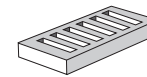
PELDAÑO ROMO
30 x 60 / 11,8" x 23,6" | P47



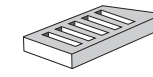
PELDAÑO INTEGRAL
30 x 60 / 11,8" x 23,6" | P75



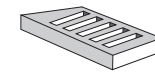
PELDAÑO REDONDO
30 x 60 / 11,8" x 23,6" | P47



REJILLA
14,9x60 / 5,87" x 23,6" | P76



REJILLA TRAP. IZ
14,9x59,2 / 5,87" x 23,3" | P76



REJILLA TRAP. DC
14,9x59,2 / 5,87" x 23,3" | P76




 Kainos Grey Duplo 60 x 60^R



Madison Bone Duplo 60 x 60^R

MADISON



ESPESOR
Thickness

20

DESILIZAMIENTO
Coefficient of friction

R11 / C / CLASE 3

VARIACIÓN CROMÁTICA
Colour variation



MEDIA
Moderate

VARIACIÓN GRÁFICA
Graphic variation



MEDIA
Moderate




Noce




60 x 60^R Duplo Grip / 23,6" x 23,6" 222457 | M83

Bone



60 x 60^R Duplo Grip / 23,6" x 23,6" 222460 | M83

Grafito



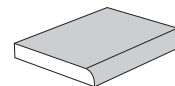
60 x 60^R Duplo Grip / 23,6" x 23,6" 222458 | M83

Argent

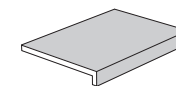


60 x 60^R Duplo Grip / 23,6" x 23,6" 222459 | M83

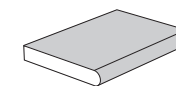
PIEZAS ESPECIALES / SPECIAL PIECES



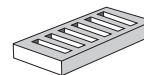
PELDAÑO ROMO
30 x 60 / 11,8" x 23,6" | P47



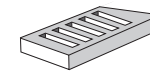
PELDAÑO INTEGRAL
30 x 60 / 11,8" x 23,6" | P75



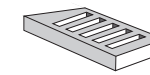
PELDAÑO REDONDO
30 x 60 / 11,8" x 23,6" | P47



REJILLA
14,9x60 / 5,87" x 23,6" | P76



REJILLA TRAP. IZ
14,9x59,2 / 5,87" x 23,3" | P76




REJILLA TRAP. DC
14,9x59,2 / 5,87" x 23,3" | P76





NOMADE



ESPESOR
Thickness

20

DESIZAMIENTO
Coefficient of friction

R11 / C / CLASE 3

VARIACIÓN CROMÁTICA
Colour variation



LEVE
Slight

VARIACIÓN GRÁFICA
Graphic variation



MEDIA
Moderate

 Nomade Argent Duplo 60 x 60²




Bone



60 x 60² Duplo Grip + / 23,6" x 23,6" 222518 | M83

Argent



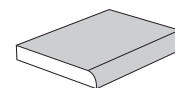
60 x 60² Duplo Grip + / 23,6" x 23,6" 222519 | M83

Noir

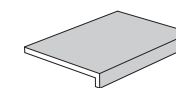


60 x 60² Duplo Grip + / 23,6" x 23,6" 222517 | M83

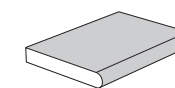
PIEZAS ESPECIALES / SPECIAL PIECES



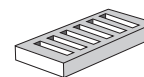
PELDAÑO ROMO
30 x 60 / 11,8" x 23,6" | P47



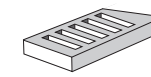
PELDAÑO INTEGRAL
30 x 60 / 11,8" x 23,6" | P75



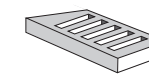
PELDAÑO REDONDO
30 x 60 / 11,8" x 23,6" | P47



REJILLA
14,9x60 / 5,87" x 23,6" | P76




REJILLA TRAP. IZ
14,9x59,2 / 5,87" x 23,3" | P76




REJILLA TRAP. DC
14,9x59,2 / 5,87" x 23,3" | P76



 Solid Moon Duplo 60 x 60^R

SOLID



ESPESOR
Thickness

20

DESILIZAMIENTO
Coefficient of friction

R11 / C / CLASE 3

VARIACIÓN CROMÁTICA
Colour variation



LEVE
Slight

VARIACIÓN GRÁFICA
Graphic variation



LEVE
Slight



Taupe



60 x 60^R Duplo Grip / 23,6" x 23,6" 222450 | M83

Sun



60 x 60^R Duplo Grip / 23,6" x 23,6" 222451 | M83

Moon



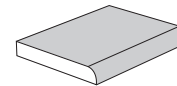
60 x 60^R Duplo Grip / 23,6" x 23,6" 222449 | M83

Graphite

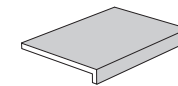


60 x 60^R Duplo Grip / 23,6" x 23,6" 222452 | M83

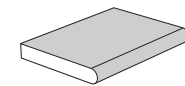
PIEZAS ESPECIALES / SPECIAL PIECES



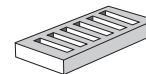
PELDAÑO ROMO
30 x 60 / 11,8" x 23,6" | P47



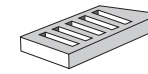
PELDAÑO INTEGRAL
30 x 60 / 11,8" x 23,6" | P75



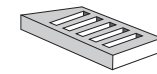
PELDAÑO REDONDO
30 x 60 / 11,8" x 23,6" | P47



REJILLA
14,9x60 / 5,87" x 23,6" | P76



REJILLA TRAP. IZ
14,9x59,2 / 5,87" x 23,3" | P76




REJILLA TRAP. DC
14,9x59,2 / 5,87" x 23,3" | P76




 Solid Graphite Duplo 60 x 60^R



 Universe Light Duplo 60 x 120^R

UNIVERSE



ESPESOR
Thickness

20

DESPLAZAMIENTO
Coefficient of friction

R11 / C / CLASE 3

VARIACIÓN CROMÁTICA
Colour variation



MEDIA
Moderate

VARIACIÓN GRÁFICA
Graphic variation



MEDIA
Moderate



Light



60 x 120^R Duplo Grip + / 23,6" x 47,2"

220411 | M83

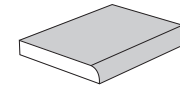
Grey



60 x 120^R Duplo Grip + / 23,6" x 47,2"

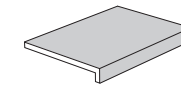
220410 | M83

PIEZAS ESPECIALES / SPECIAL PIECES



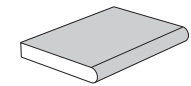
PELDAÑO ROMO

30 x 60 / 11,8" x 23,6" | P47



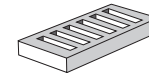
PELDAÑO INTEGRAL

30 x 60 / 11,8" x 23,6" | P75



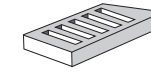
PELDAÑO REDONDO

30 x 60 / 11,8" x 23,6" | P47



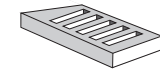
REJILLA

14,9x60 / 5,87" x 23,6" | P76



REJILLA TRAP. IZ

14,9x59,2 / 5,87" x 23,3" | P76



REJILLA TRAP. DC

14,9x59,2 / 5,87" x 23,3" | P76





ZEN STONE



ESPESOR
Thickness

20

DESLIZAMIENTO
Coefficient of friction

R11 / C / CLASE 3

VARIACIÓN CROMÁTICA
Colour variation



LEVE
Slight

VARIACIÓN GRÁFICA
Graphic variation



MODERADA
Moderate

Zen Stone Moon Duplo 60 x 60



Grey



60 x 60^º Duplo Grip / 23,6" x 23,6" 222462 | M83

Dark



60 x 60^º Duplo Grip / 23,6" x 23,6" 222463 | M83

Moon



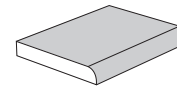
60 x 60^º Duplo Grip / 23,6" x 23,6" 222461 | M83

Brown

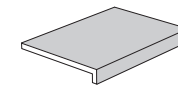


60 x 60^º Duplo Grip / 23,6" x 23,6" 222464 | M83

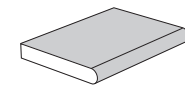
PIEZAS ESPECIALES / SPECIAL PIECES



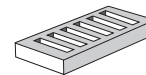
PELDAÑO ROMO
30 x 60 / 11,8" x 23,6" | P47



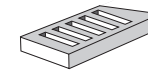
PELDAÑO INTEGRAL
30 x 60 / 11,8" x 23,6" | P75



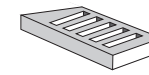
PELDAÑO REDONDO
30 x 60 / 11,8" x 23,6" | P47



REJILLA
14,9x60 / 5,87" x 23,6" | P76




REJILLA TRAP. IZ
14,9x59,2 / 5,87" x 23,3" | P76



REJILLA TRAP. DC
14,9x59,2 / 5,87" x 23,3" | P76



 Zen Stone Brown Duplo 60 X 60[®]

Consejos de instalación ADVISE OF LAYING

SOBRE HIERBA

A. Preparación del suelo

Coloca las piezas directamente sobre una superficie de hierba uniforme con el fin de que dejen su huella sobre la misma.


Retirar las piezas y escavar la hierba aplastada una profundidad de 5-6 cm.

Rellenar los huecos con una capa de granilla fina de unos 3 cm de profundidad.

B. Colocación de las piezas de duplo

Colocar las piezas sobre el lecho de grava de manera que queden ligeramente encastradas en el terreno.

Compactar y nivelar con listón y martillo de goma.



ON GRASS

A. Preparing the ground

Place the tiles directly onto a uniform grass surface in order for them to make an imprint.

Remove the tiles and dig into the grass to a depth of 5-6 cm.

Fill the holes with a fine layer of gravel about 3cm deep.

B. Fitting duplo tiles

Fit the tiles lightly on the bed of gravel in such a way that they are lightly fitted into the ground.

Compress and level out with a bar and rubber hammer.

SOBRE PLOTS


A. Preparar la estructura de soportes

Disponer los soportes regulables sobre la superficie de colocación.

Ubicarlos de modo que cada uno se sitúe en los vértices de las piezas, tal y como se muestra en la imagen.

B. Colocación de las piezas de duplo

Colocar las piezas sobre los soportes y nivelarlas usando el sistema de regulación de los mismos.



ON PLOTS

A. Preparing the support structure

Have the adjustable supports on the fitting surface.

Fit them in such a way that each one is placed on the vertexes of the pieces, as shown in the image.


B. Fitting duplo tiles

Place the tiles on the supports and level them out using the adjustment system of the supports.

SOBRE CEMENTO

A. Colocación de las piezas duplo

Colocar las piezas con un adhesivo adecuado para porcelánico, aplicado siguiendo las instrucciones del fabricante. Para conseguir una superficie uniforme y compacta, se aconseja utilizar la técnica de doble encolado, sobre todo en pavimentaciones que vayan a ser sometidas a altas cargas. Mantener una junta de colocación entre piezas contiguas y rellenarla utilizando un material de rejuntado específico para casa uso. Respetar las juntas de movimiento previstas.



B. Limpieza inicial

Tras la instalación de las piezas, realizar una limpieza final de obra, con el fin de eliminar los restos cementosos que puedan quedar en superficie.

ON CEMENT

A. Fitting duplo tiles

Fit the tiles using an adhesive that is suitable for porcelain, and apply according to the manufacturer's instructions. In order to achieve a uniform and compact surface, it is recommended that you use a double adhesion technique, particularly with paving tiles that will be subjected to heavy loads. Keep a fitting board between adjoining tiles and fill it with grout designed for the purpose. Respect the predicted movement of spaces.

B. Final cleaning

After installing the tiles, carry out a final clean of the finished work, in order to get rid of any cement waste that remains on the surface.

SOBRE GRAVA

A. Preparación del suelo


Se recomienda una base de, al menos, 10 cm de espesor de grava de grano mixto con una ligera pendiente para que desagüe.

Nivelar el terreno y aplanarlo antes de colocar una malla de tejido que impida el paso de vegetación, y, sobre la misma, un lecho de gravilla fina de otros 10 cm de espesor.

Nivelar el terreno con listón y martillo de goma.

B. Colocación de las piezas de duplo

Coloca las piezas Duplo cuidando de una buena planicidad del solado y una correcta alineación de las juntas, que deben tener 4 mm como mínimo.



ON GRAVEL

A. Preparing the ground

It is recommended to use a base of mixed grit gravel that is at least 10 cm thick and slightly sloping in order to aid drainage.

level the ground and flatten it out before placing a wire mesh over it that will prevent vegetation, and on top of that, place another fine bed of gravel that is 10cm thick.

level out the ground using a bar and rubber hammer.

B. Duplo tiles

fit the duplo tiles taking care to ensure the tiling is flat and that the spaces between tiles are correctly aligned, these should be at least 4mm.

SOBRE ARENA

A. Preparación del suelo

Debemos disponer de una capa de arena de, al menos, 5-10 cm de espesor.

Compactar y nivelar el terreno con listón y martillo de goma.

B. Colocación de las piezas de duplo

Colocar directamente las piezas Duplo según la configuración deseada.

Compactar y nivelar de nuevo con listón y martillo de manera que la base del solado quede a la altura del terreno.

ON SAND

A. Preparing the ground


You should have a layer of sand that is at least 5-10cm thick.

Compress the tiles down and level out the ground with a bar and rubber hammer.

B. Fitting duplo tiles

Directly fit the Duplo tiles according to your preferred configuration.

Compress the tiles down and level them out again with a bar and hammer so that the base of the tiling is level with the ground.



Pesos y medidas

PACKING LIST

	PIEZAS CAJA PIEZES BOX	KG. CAJA KG. BOX	M² CAJA S.Q.M. BOX	CAJA EUROPALET BOX EUROPALET	KG. EUROPALET KG. EUROPALET	M² EUROPALET S.Q.M. EUROPALET
60 x 120	1	33,04	0,72	27	906,24	19,44
60 x 60	2	32,55	0,72	30	990,50	21,60
30 x 120	2	37,60	0,72	30	1142	21,60

La reproducción de los colores es aproximada debido a los sistemas de impresión. Los códigos de precios y referencias deben verificarse ya que puede haber errores tipográficos.
Given the printing systems in use, the colours reproduced herein are roughly equivalent to actual ones. Price code and product codes should be checked since there be typographical errors.

Consulten con el fabricante para adquirir peldaños
FOR STEPS PLEASE CONTACT THE MANUFACTURER

Iconos descriptivos

DESCRIPTIVE ICONS

M Precio por m²
Porcelain

C Precio por caja
Price per box

P Precio por unidad
Price per unit

P Porcelánico
Porcelain

Revestimiento
Wall tiles

Pavimento
Floor tiles

M Mate
Matt

Duplo
20 mm de espesor
Thickness 20 mm

GRIP+
Antideslizante agradable al tacto
Grip finish that offers a pleasant touch

Variación cromática
Shade Variation

V1 • G1 Uniforme
Uniform

V3 • G3 Variación media
Moderate variation

Variación gráfica
Graphic Variation

V2 • G2 Variación leve
Slight variation

V4 • G4 Variación alta
Strong variation

Certificaciones Colorker Group

COLORKER GROUP CERTIFICATIONS



放射性水平 人类



UCRANIA
CERTIFICATION

Características técnicas

TECHNICAL FEATURES

	ISO 13006 UNE-EN 14411	DUPLO
Longitud y anchura <i>Length and width</i>	± 0,6 %	± 0,2 %
Espesor <i>Thickness</i>	± 5,0 %	± 2,0 %
Rectitud de lados <i>Straightness of sides</i>	± 0,5 %	± 0,2 %
Ortogonalidad <i>Rectangularity</i>	± 0,5 %	± 0,2 %
Planitud de superficie <i>Surface flatness</i>	± 0,5 %	± 0,2 %
Absorción de agua <i>Water absorption</i>	E ≤ 0,5 %	E ≤ 0,5 %
Fuerza de rotura (N) <i>Breaking strength</i>	Valor declarado <i>Declared value</i>	8000
Resistencia a la flexión (N/mm²) <i>Modulus of rupture</i>	> 35 N/mm ²	40
Coefficiente de dilatación térmica lineal (1/k) <i>Coefficient of linear thermal expansion</i>	Valor declarado <i>Declared value</i>	6,7 x 10 ⁻⁶
Resistencia al choque térmico <i>Thermal shock resistance</i>	Exigida <i>Required</i>	Resiste <i>Resists</i>
Resistencia al cuarteo <i>Crazing resistance</i>	Exigida <i>Required</i>	Resiste <i>Resists</i>
Resistencia a la helada <i>Frost resistance</i>	Exigida <i>Required</i>	Resiste <i>Resists</i>
Deslizamiento <i>Coefficient of friction</i>	Valor declarado <i>Declared value</i>	Según colección <i>Depending on collection</i>
Resistencia a productos de limpieza y aditivos para piscina <i>Resistance to household chemicals and swimming pool salts</i>	Valor declarado <i>Declared value</i>	GA
Resistencia a bajas concentraciones <i>Resistance to low concentrations</i>	Valor declarado <i>Declared value</i>	GLA
Resistencia a altas concentraciones <i>Resistance to high concentrations</i>	Valor declarado <i>Declared value</i>	GHA
Resistencia a las manchas <i>Resistance to stains</i>	> 3	5

Colorker®
Time to inspire



Colorker®



Loading Address / Expediciones
Partida dels Plans s/n
12592 Chilches - Castellón - Spain

Offices / Oficinas
Ctra. de Alcora, Km 21,3
12110 Alcora - Castellón - Spain

T. +34 964 36 16 16
info@colorker.com
colorker.com