



SONIA PROJECTS

CONTRACT

BLACK EDITION





CONTRACT BLACK EDITION



ALUTECH TOWEL RACK

A: 635 mm. B: 120 mm. C: 300 mm. D: 480 mm.

Ref. 176076



ROBE HOOK Ø35

A: 35 mm. B: 35 mm. C: 45 mm.

Ref. 170364

CONTRACT BLACK EDITION



GRAB BAR ANGULAR LUX

A: 635 mm. B: 120 mm. C: 300 mm. D: 480 mm.

Ref. 176090



WIRE BASKET DEEP LARGE CORNER

A: 200 mm. B: 70 mm. C: 155 mm.

Ref. 182855





CONTRACT
BLACK EDITION



TOWEL BAR 500 MM. (18")

Ref. 166190



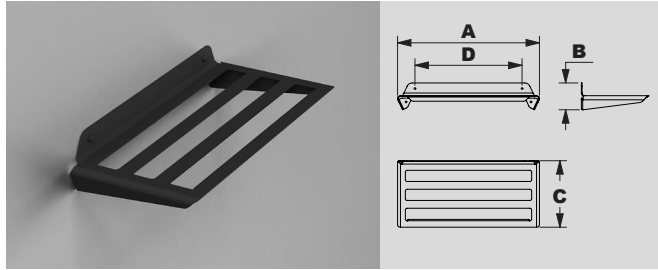
ADHESIVE BACKPLATE

Ref. 177066



CONTRACT BLACK EDITION

ALUTECH TOWEL RACK




BLACK Ref. 176076
WHITE Ref. 173792

A: 635 mm. B: 120 mm. C: 300 mm. D: 480 mm.

- Aluminium laser cutting sheet.
- Powder-coated colors.
- It supports 10 Kg load.

- Stainless steel assembly hardware.
- OPTIONAL: Suitable for installation outdoors. Coated by cataphoresis of high resistance. Available on request.

TECNO PROJECT ROBE HOOK




BLACK Ref. 170364
WHITE Ref. 176816
CHROME Ref. 116881

A: 35 mm. B: 35 mm. C: 45 mm.

- Zinc die casting backplate.
- Body of brass tube.
- Stainless steel assembly hardware.

TECNO PROJECT TOWEL BAR



300 MM BLACK Ref. 166183
300 MM CHROME Ref. 116799
300 MM WHITE Ref. 166060
500 MM BLACK Ref. 166190
500 MM CHROME Ref. 116805
500 MM WHITE Ref. 166077

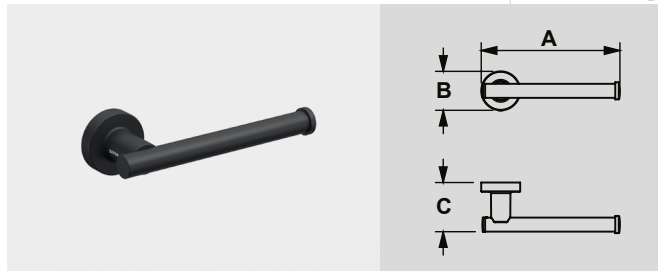
600 MM BLACK Ref. 166183
600 MM CHROME Ref. 116799
600 MM WHITE Ref. 166060
750 MM BLACK Ref. 166190
750 MM CHROME Ref. 116805
750 MM WHITE Ref. 166077

A: 330 mm. B: 50 mm. C: 64 mm. D: 280 mm.
A: 510 mm. B: 50 mm. C: 64 mm. D: 460 mm.

- Bichromated steel wall backplate.
- Zinc die casting support.
- Brass tube Ø18 by 0,8 mm thickness.

- ABS injection caps.
- Stainless steel assembly hardware.

OPEN TOILET ROLL HOLDER



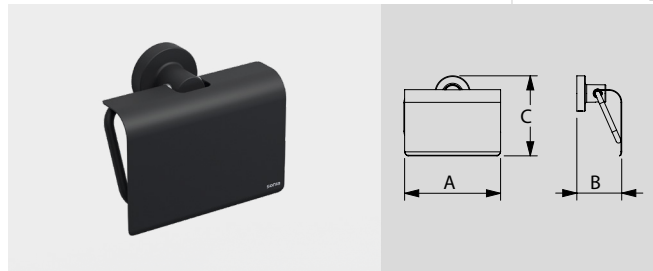
BLACK Ref. 166275
WHITE Ref. 166152
CHROME Ref. 116997

A: 178 mm. B: 50 mm. C: 63 mm.

- Bichromated steel wall backplate.
- Zinc die casting support.
- Brass tube Ø18 by 0,8 mm thickness.

- With Zinc die casting caps.
- Stainless steel assembly hardware.

TOILET ROLL HOLDER



BLACK Ref. 116966
WHITE Ref. 166282
CHROME Ref. 166169

A: 136 mm. B: 114 mm. C: 62 mm.

- Bichromated steel wall backplate.
- Zinc die casting support.
- Lid in brass plate thickness 1mm

- Brass rod Ø7mm.
- Stainless steel assembly hardware.

HAIR DRYER ALTEO BASE



BLACK Ref. 174157
WHITE Ref. 174140

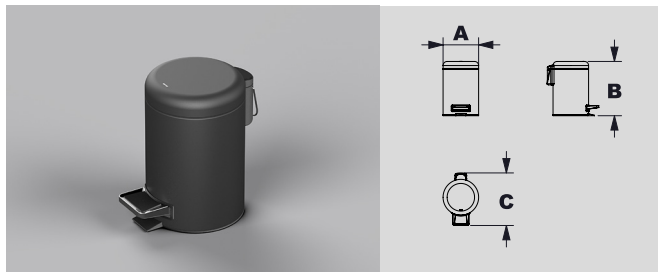
A: 227 mm. B: 258 mm. C: 100 mm.

- Hand pressure on/off switch.
- Rotating nozzle tip.
- Ionic drying equipped.
- Input: 230V / 50-60Hz.

- Output: 1875W.
- Six drying configurations.
- Air flow: 70 and 115m3/h.
- Three air temperature settings.

- Class II - IP21.
- Optional: Shaver plug-in.

DOME PEDAL WASTE



3L BLACK Ref. 182794
5L BLACK Ref. 183364

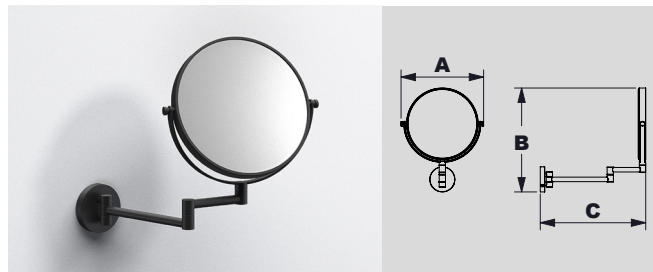
3L = A: 175 mm. B: 265 mm. C: 257 mm.
5L = A: 635 mm. B: 205 mm. C: 287 mm.

- Hand pressure on/off switch.
- Rotating nozzle tip.
- Ionic drying equipped.
- Input: 230V / 50-60Hz.

- Output: 1875W.
- Six drying configurations.
- Air flow: 70 and 115m3/h.
- Three air temperature settings.

- Class II - IP21.
- Optional: Shaver plug-in.

MAGNIFYING MIRROR X3 2 ARMS



BLACK Ref. 182800
CHROME Ref. 164547

A: mm. B: mm. C: mm.

- Magnifying mirror x3.
- Brass rod arms.
- Casing in black ABS.

STANDARD METAL TOILET BRUSH



BLACK Ref. 168200
WHITE Ref. 175918
CHROME Ref. 052929

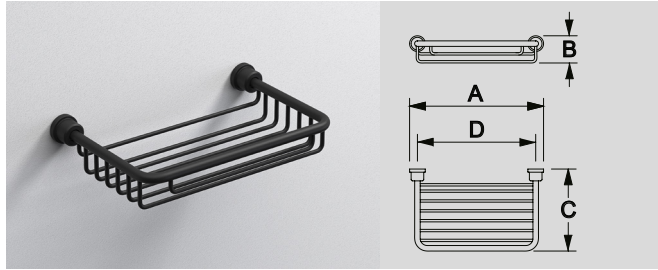
A: 80 mm. B: 400 mm.

- Wall backplate in zamak 5 injected.
- Body of brass tube.
- Inside polypropylene cover.

- Brush handle of brass tube.
- Machined brass caps.

CONTRACT BLACK EDITION

SQUARE WIRE BASKET

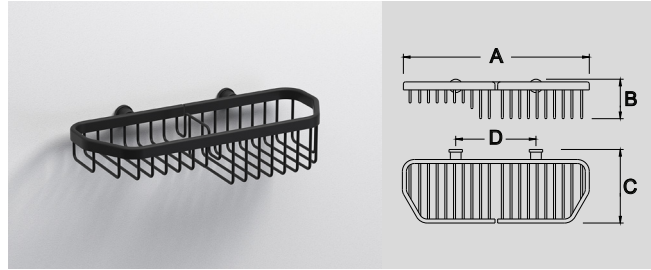


BLACK
CHROME Ref. 182824
Ref. 052936

A: 170 mm. B: 106 mm. C: 35 mm. D: 150 mm.

- Ø3mm brass rods brass bar frame.
- Zinc die casting support.
- Stainless steel assembly hardware.

WIRE BASKET COMBINED

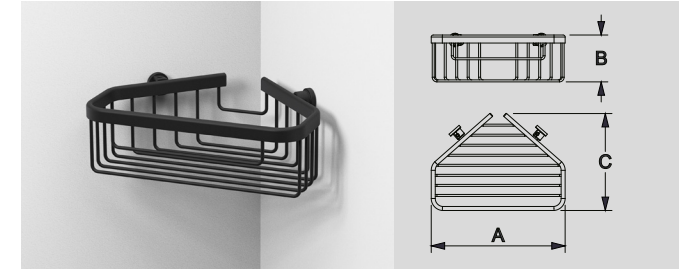


BLACK
CHROME Ref. 182484
Ref. 086993

A: 275 mm. B: 59 mm. C: 110 mm. D: 120 mm.

- Frame in brass 15x6mm shield.
- Ø3mm brass rods.
- Zinc die casting support.
- Stainless steel assembly hardware.

WIRE BASKET DEEP LARGE CORNER

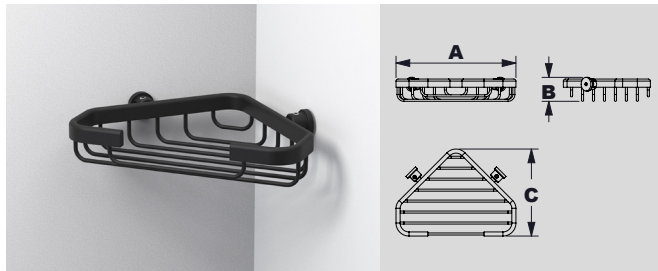


BLACK
CHROME Ref. 182855
Ref. 145003

- Frame in brass 15x6mm shield.
- Ø3mm brass rods.
- Zinc die casting support.

- Stainless steel assembly hardware.

WIRE BASKET SMALL CORNER

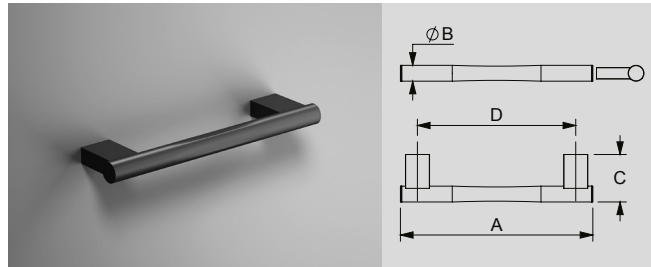


BLACK
CHROME Ref. 182831
Ref. 087990

A: 175 mm. B: 37 mm. C: 127 mm.

- Frame in brass 15x6mm shield.
- Ø3mm brass rods.
- Zinc die casting support.
- Stainless steel assembly hardware.

GRAB BAR LUX 300 MM.



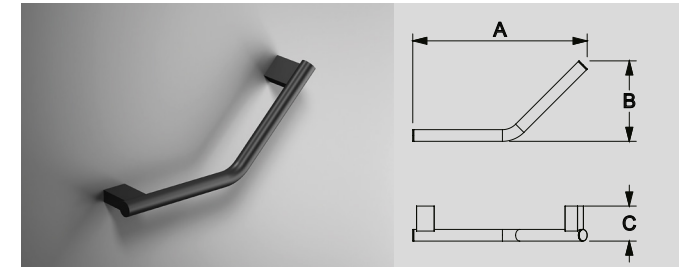
BLACK
CHROME Ref. 176083
Ref. 153237

A: 304 mm. B: 25 mm. C: 75 mm. D: 250 mm.

- Wall backplate rectangular aluminium profile.
- Supports rectangular brass profile.
- Ø25x1mm brass tube.

- Machined brass caps.
- Weight sustainable 120 kg max.

GRAB BAR ANGULAR LUX



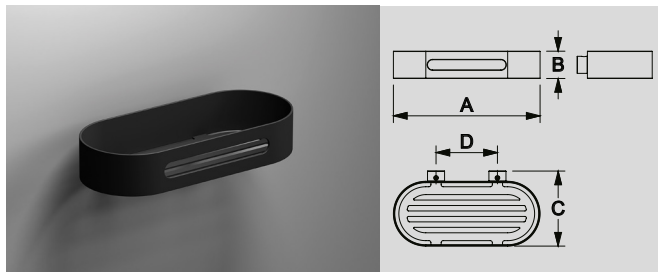
BLACK
CHROME Ref. 176090
Ref. 153244

A: 374 mm. B: 172 mm. C: 75 mm.

- Wall backplate rectangular aluminium profile.
- Supports rectangular brass profile.
- Ø25x1mm brass tube.

- Machined brass caps.
- Weight sustainable 120 kg max.

S5 WIRE BASKET 21

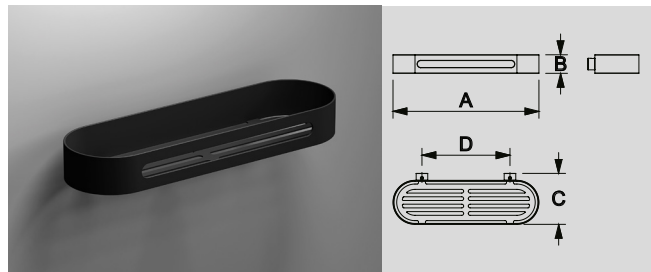


BLACK
POL. ST. STEEL Ref. 176496
Ref. 141494

A: 215 mm. B: 40 mm. C: 110 mm. D: 90 mm.

- AISI 304 stainless steel 2mm bar frame.
- Stainless steel machined supports.
- Stainless steel 1,5mm inside base plate.
- Stainless steel assembly hardware.

S5 WIRE BASKET 31

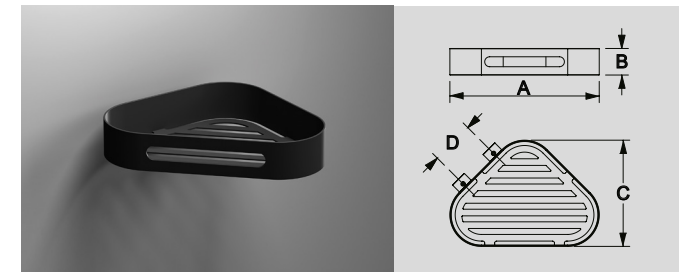


BLACK
POL. ST. STEEL Ref. 176502
Ref. 141500

A: 315 mm. B: 40 mm. C: 110 mm. D: 190 mm.

- AISI 304 stainless steel 2mm bar frame.
- Stainless steel machined supports.
- Stainless steel 1,5mm inside base plate.
- Stainless steel assembly hardware.

S5 CORNER WIRE BASKET



BLACK
POL. ST. STEEL Ref. 176519
Ref. 141517

A: 225 mm. B: 40 mm. C: 160 mm. D: 65 mm.

- AISI 304 stainless steel 2mm bar frame.
- Stainless steel machined supports.
- Stainless steel 1,5mm inside base plate.
- Stainless steel assembly hardware.



www.soniabath.com

Tel.: 96 317 10 67

sonia.export@sonia-sa.com

Ctra. Barcelona, 35
46131 Bonrepós i Mirambell
Valencia, Spain